



Anti-AmCyan Monoclonal Antibody (8T2)

Cat #: ABT2270

Size: 50µl/200µl/200µl×5

Product Information

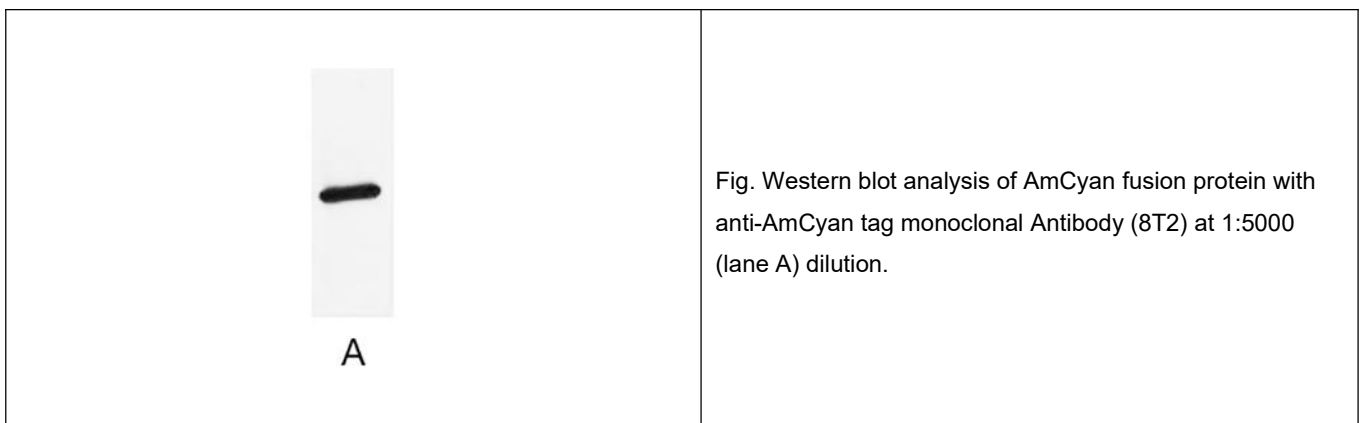
	Product Name: Anti-AmCyan Monoclonal Antibody (8T2)		
	Applications: WB		Isotype: Mouse IgG
	Reactivity: All Species Expected		
REF	Catalog Number: ABT2270	LOT	Lot Number: Refer to product label
	Formulation: Liquid		Concentration: 1 mg/ml
	Storage: Store at -20°C. Avoid repeated freeze / thaw cycles.		Note: Contain sodium azide.

Background: AmCyan has been adapted from the corresponding full length cDNA for higher solubility, brighter emission, and rapid chromophore maturation (8°C/12 hours). AmCyan1 has been human-codon optimized for enhanced translation in mammalian cells. AmCyan is a very good blue fluorescent reporter protein, and useful in two-color analyses with DsRed2, DsRed-Express, or AsRed2, and in three-color analyses with ZsYellow and HcRed.

Application Notes: Optimal working dilutions should be determined experimentally by the investigator. Suggested starting dilutions are as follows: WB (1:5000).

Storage Buffer: Liquid in PBS, pH 7.4, containing 0.02% Sodium Azide as preservative and 50% Glycerol.

Storage Instructions: Stable for one year at -20°C from date of shipment. For maximum recovery of product, centrifuge the original vial after thawing and prior to removing the cap. Aliquot to avoid repeated freezing and thawing.



Note: The product listed herein is for research use only and is not intended for use in human or clinical diagnosis. Suggested applications of our products are not recommendations to use our products in violation of any patent or as a license. We cannot be responsible for patent infringements or other violations that may occur with the use of this product.